

Model  
**WETS 2053.1004-1.6 GEM 2®**  
Manual Piston Flushometer and Wall Hung Water Closet

**DESCRIPTION**

Complete system with exposed manual GEM 2® piston Flushometer and vitreous china wall hung water closet.

**Flush Cycle**

Model WETS-2053.1004-1.6 GEM 2® (1.6 gpf/6.0 Lpf)



**SPECIFICATIONS**


Quiet, exposed, piston type, chrome plated closet Flushometer and vitreous china water closet with the following features:

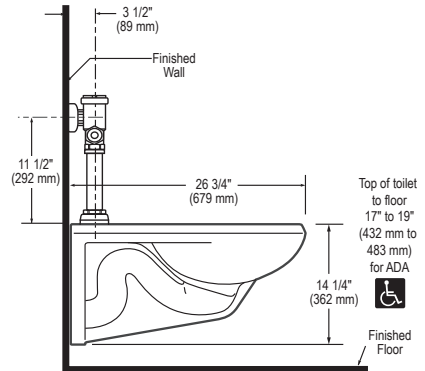
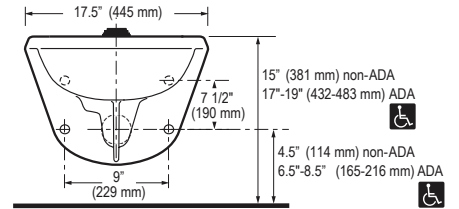
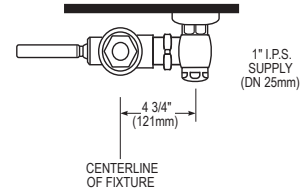
**Flushometer**

- Fixed Volume Piston with Filtered O-ring Bypass
- ADA Compliant Metal Oscillating Non-Hold-Open Handle
- 1" I.P.S. Screwdriver Bak-Chek® Angle Stop
- Locking Vandal Resistant Stop Cap
- Adjustable Tailpiece
- Vacuum Breaker Flush Connection
- Spud Coupling, Wall and Spud Flanges for 1½" Top Spud
- High Copper, Low Zinc Brass Castings for Dezincification Resistance
- Non-Hold-Open Handle and No External Volume Adjustment to Ensure Water Conservation
- Handle Packing, Stop Seat and Vacuum Breaker Molded from PERMEX™ Rubber Compound for Chloramine Resistance
- Valve Body, Cover, Tailpiece and Control Stop shall be in conformance with ASTM Alloy Classification for Semi-Red Brass. Valve shall be in compliance to the applicable sections of ASSE 1037, ANSI/ASME A112.19.2.

**Water Closet**

- Wall hung vitreous china elongated bowl
- Siphon jet flushing action
- 1-1/2" I.P.S. top spud inlet
- 2" fully glazed trapway diameter
- Integral flushing rim
- Water spot area 9 1/2" x 8 1/4"
- Mounting hardware, carrier and toilet seat not included
- Compatible with toilet seat models: Olsonite 10CT, Bemis 1955CT & Church Commercial 295CT
- Water closet shall be in compliance to the applicable sections of ASME A112.19.2/CSA B45.1

 These products when installed as a combination as shown, meet the "Buy American Act" requirements



Meets the American Disabilities Guidelines and ANSI A117.1 requirements when installed according to these requirements.



**NOTE:**

Plumbing System Requirements

- Minimum **Flowing** Pressure: 25 PSI
- Minimum Flow Rate: 18 GPM

This space for Architect/Engineer approval	
Job Name	Date
Model Specified	Quantity
Variations Specified	
Customer/Wholesaler	
Contractor	
Architect	

The information contained in this document is subject to change without notice.

Made In The  
**USA**



Sloan Valve Company is buying renewable energy certificates to meet 100% of the company's purchased electricity use at its Franklin Park, Illinois facility.

**SLOAN**

Sloan Valve Company  
10500 Seymour Avenue  
Franklin Park, IL 60131  
Phone: 1-800-9-VALVE-9 (982-5839)  
or 1-847-671-4300  
Fax: 1-800-447-8329 or 1-847-671-4380  
www.sloanvalve.com

Copyright © 2009 Sloan Valve Company  
Printed in the U.S.A. Rev. 0a (09/09)