

186

► **Description**

Exposed, Battery Powered, Sensor Activated, Sloan® Optima® SMOOTH™ Urinal Flushometer for ¾" top spud urinals.

► **Flush Cycle**

- Model 186 Water Saver (1.5 gpf/5.7 Lpf)
- Model 186-1.0 Low Consumption (1.0 gpf/3.8 Lpf)

► **Specifications**

Quiet, Exposed, Diaphragm Type, Chrome Plated Urinal Flushometer with the following features:

Flushometer

- High Chloramine Resistant PERMEX™ Synthetic Rubber Diaphragm with Linear Filtered Bypass and Vortex Cleansing Action™
- ADA Compliant Metal Oscillating Non-Hold-Open Handle with Triple Seal Handle Packing
- ¾" I.P.S. Screwdriver Bak-Chek™ Angle Stop
- Vandal Resistant Stop Cap
- Adjustable Tailpiece
- Vacuum Breaker with Flush Connection
- Spud Coupling and Spud Flange for ¾" Top Spud
- Sweat Solder Adapter with Cover Tube and Cast Wall Flange
- High Copper, Low Zinc Brass Castings for Dezincification Resistance
- Non-Hold-Open Handle and No External Volume Adjustment to Ensure Water Conservation
- Low Consumption flush accuracy
- Handle Packing, Stop Seat and Vacuum Breaker Molded from PERMEX™ Rubber Compound for Chloramine Resistance

Optima SMOOTH Unit

- ADA Compliant OPTIMA® SMOOTH™ Battery Powered Infrared Sensor for automatic "Hands-free" operation
- Sensor with Automatic Range Adjustment
- Chrome Plated Metal Sensor Housing
- Mechanical Manual Override Flush Handle
- Four (4) Size C Batteries included
- "Low Battery" Flashing LED
- "User in View" Flashing LED
- 25 to 80 psi Operating Range

Valve Body, Cover, Tailpiece and Control Stop shall be in conformance with ASTM Alloy Classification for Semi-Red Brass. Valve shall be in compliance to the applicable sections of ASSE 1037.

► **Variations**

- DFB** Dual Filtered Fixed Bypass Diaphragm



► **ADA Compliant**

► **Automatic**

Sloan SMOOTH™ equipped Flushometers provide the ultimate in sanitary protection and automatic operation. There is no need for AC hookups or wall alterations. The Flushometer operates by means of a battery powered infrared sensor. Once the user enters the sensor's effective range and then steps away, the SMOOTH™ Unit initiates the flushing cycle to flush the fixture. State-of-the-art Technology enables activation of a manual override without "double flushing" occurring as the user departs (locks out sensor for approximately 10 seconds).

► **Hygienic**

The Sloan® Optima® SMOOTH™ Flushometer is the next advancement in hygiene. It uses sensor technology to transform manual installations into electronic, hands-free operation. User makes no physical contact with the Flushometer surface except to initiate the Override Handle when required. Helps control the spread of infectious diseases.

► **Economical**

Automatic operation provides water usage savings over other flushing devices. Reduces maintenance and operation costs. Installation and battery replacement does not require turning off water to the valve.

► **Warranty**

3 year (limited)



This space for Architect/Engineer approval	
Job Name _____	Date _____
Model Specified _____	Quantity _____
Variations Specified _____	
Customer/Wholesaler _____	
Contractor _____	
Architect _____	

► **Description**

Exposed, Battery Powered, Sensor Activated, Sloan® Optima® SMOOTH™ Urinal Flushometer for ¾" top spud urinals.

► **Flush Cycle**

- Model 186 Water Saver (1.5 gpf/5.7 Lpf)
- Model 186-1.0 Low Consumption (1.0 gpf/3.8 Lpf)

ELECTRICAL SPECIFICATIONS

► **Control Circuit**
6 VDC Input

► **OPTIMA Sensor Type**
Active Infrared with Automatic Adjustment

► **OPTIMA Sensor Range**
Normal Range:
26" - 32" (660 mm-813 mm)
Reduced Range:
20" - 26" (508 mm-660 mm)

► **Battery Type**
(4) Size C Alkaline

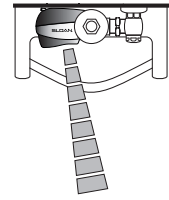
► **Battery Life**
2 Years @ 4,000 Flushes/Month

► **Indicator Lights**
User in View/Low Battery

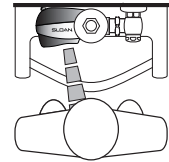
► **Operating Pressure**
25-80 psi (172-552 kPa)

OPERATION

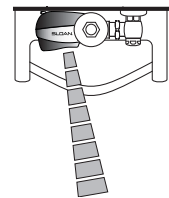
1. A continuous, invisible light beam is emitted from the SMOOTH unit's Infrared Sensor.



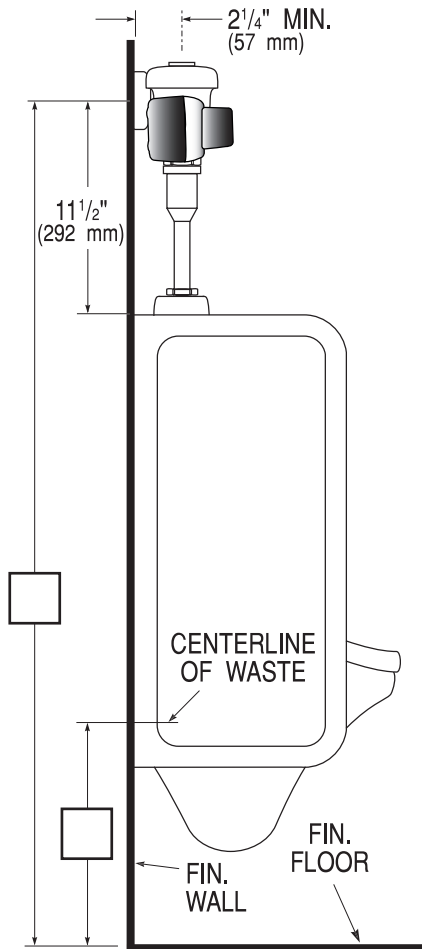
2. When the user enters the sensor's effective range, the Red LED light in the sensor window flashes for eight seconds. After eight seconds of sensing the user, the light will stop flashing and the unit waits for the user to step away before initiating a flush cycle.



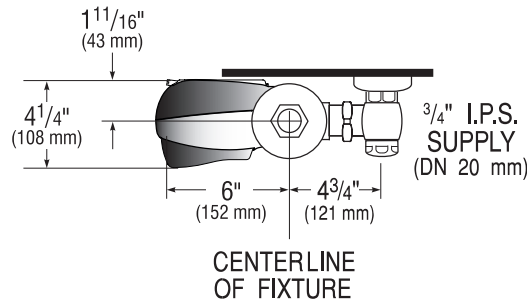
3. When the user steps away, the unit initiates a flush cycle. The unit then automatically resets and is ready for the next user.



DIMENSIONS



Side View



CENTERLINE OF FIXTURE

Top View

SLOAN VALVE COMPANY • 10500 SEYMOUR AVENUE • FRANKLIN PARK, IL 60131

Phone: 1-800-9-VALVE-9 or 1-847-671-4300 • Fax: 1-800-447-8329 or 1-847-671-4380 • www.sloanvalve.com