

## 194 ES-S TMO



► **Description**

Concealed, Sensor Activated Royal® Model Urinal Flushometer with True Mechanical Override, for ¾" I.P.S. outlet, for urinals and flushing rim floor drains.

► **Flush Cycle**

- Model 194-1.0 ES-S TMO Low Consumption (1.0 gpf/3.8 Lpf)
- Model 194 ES-S TMO Water Saver (1.5 gpf/5.7 Lpf)

► **Specifications**

Quiet, Concealed, Diaphragm Type, Rough Brass Urinal Flushometer with the following features:

- PERMEX™ Synthetic Rubber Diaphragm with Dual Filtered Fixed Bypass
- OPTIMA® EL-1500 Self-Adaptive Infrared Sensor with Indicator Light
- "Walk By" Delay of Eight (8) Seconds Prevents Unintentional Flushes
- User Friendly Three (3) Second Flush Delay
- Courtesy Flush™ Non-Hold-Open True Mechanical Override
- Non-Hold-Open Integral Solenoid Operator
- Die Cast Sensor Cover Plate with no visible Fasteners (for 2-gang Electrical Box)
- ¾" I.P.S. Wheel Handle Bak-Chek® Angle Stop
- Adjustable Tailpiece
- High Back Pressure Vacuum Breaker Flush Connection with One-Piece Bottom Hex Coupling Nut, Spud Coupling and Flange for ¾" Rear Spud
- Sweat Solder Adapter
- High Copper, Low Zinc Brass Castings for Dezincification Resistance
- Fixed Metering Bypass and No External Volume Adjustment to Ensure Water Conservation
- Flush Accuracy Controlled by CID™ Technology
- Hydraulic Metal Push Button Assembly for True Mechanical Override
- Diaphragm, Stop Seat and Vacuum Breaker molded from PERMEX™ Rubber Compound for Chloramine Resistance

Valve Body, Cover, Tailpiece and Control Stop shall be in conformance with ASTM Alloy Classification for Semi-Red Brass. Valve shall be in compliance with the applicable sections of ASSE 1037. Installation conforms to ADA requirements.

**Accessories**

- EL-154** Transformer (120 VAC/24 VAC 50 VA)
- EL-342** Transformer (240 VAC/24 VAC 50 VA)

See Accessories Section and OPTIMA® Accessories Section of the Sloan catalog for details on these and other OPTIMA® Flushometer variations.



► **Automatic**

Sloan OPTIMA® equipped Flushometers provide the ultimate in sanitary protection and automatic operation. There are no handles to trip or buttons to push. The Flushometer operates by means of an infrared sensor that adapts to its surrounding. Once the user enters the sensor's effective range and then steps away, the Flushometer Solenoid initiates the flushing cycle to flush the fixture.

► **Hygienic**

User makes no physical contact with the Flushometer surface. Helps control the spread of infectious diseases. 24-Hour Sentinel Flush keeps fixture fresh during periods of nonuse.

► **Economical**

Automatic operation provides water usage savings over other flushing devices. Reduces maintenance and operation costs.

► **Practical**

Solid state electronic circuitry assures years of dependable, trouble-free operation. The operational components of the Flushometer are identical to a handle activated Royal® Flushometer, proven by over 100 years of experience.

► **Warranty**

3 year (limited)

► **Patent Pending**



This space for Architect/Engineer approval

Job Name \_\_\_\_\_ Date \_\_\_\_\_

Model Specified \_\_\_\_\_ Quantity \_\_\_\_\_

Variations Specified \_\_\_\_\_

Customer/Wholesaler \_\_\_\_\_

Contractor \_\_\_\_\_

Architect \_\_\_\_\_



# 194 ES-S TMO



## Description

Concealed, Sensor Activated Royal® Model Urinal Flushometer with True Mechanical Override, for 3/4" I.P.S. outlet, for urinals and flushing rim floor drains.

## Flush Cycle

- Model 194-1.0 ES-S TMO Low Consumption (1.0 gpf/3.8 Lpf)
- Model 194 ES-S TMO Water Saver (1.5 gpf/5.7 Lpf)

## ELECTRICAL SPECIFICATIONS

### Control Circuit

Solid State  
24 VAC Input  
24 VAC Output  
8 Second Arming Delay  
24-Hour Sentinel Flush

### OPTIMA® Sensor Range

Nominal 15" - 30" (381 mm - 762 mm)  
Self-adaptive Window ± 8" (203 mm)

### Solenoid Operator

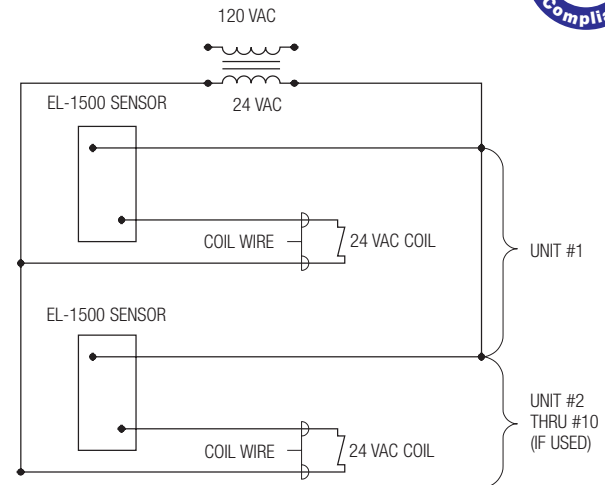
24 VAC, 50/60 Hz

### Transformer

Sloan Part #EL-154  
120 VAC, 50/60 Hz Primary  
24 VAC, 50/60 Hz Secondary  
Class II, UL Listed, 50 VA.

Sloan Part #EL-342  
240 VAC, 50/60 Hz Primary  
24 VAC, 50/60 Hz Secondary  
Class II, UL Listed, 50 VA.

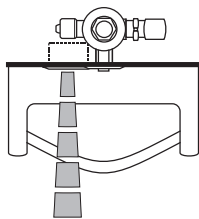
## WIRING DIAGRAM



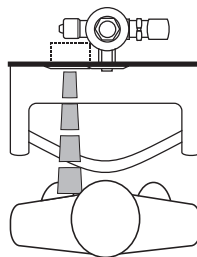
One Transformer serves up to ten (10) OPTIMA® Closet/Urinal Flushometers. Specify number of transformers required accordingly.

## OPERATION

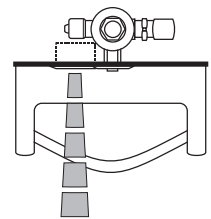
1. A continuous, invisible light beam is emitted from the OPTIMA® Sensor.



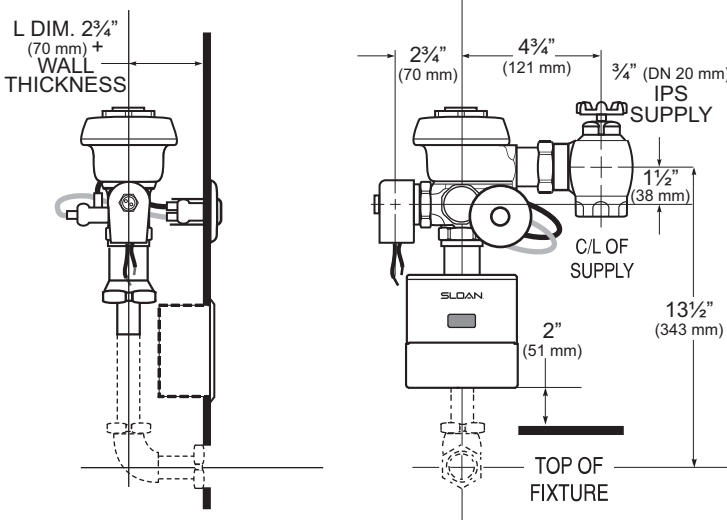
2. As the user enters the beam's effective range (15" to 30") the beam is reflected into the OPTIMA® Scanner Window and transformed into a low voltage electrical circuit. Once activated, the Output Circuit continues in a "hold" mode for as long as the user remains within the effective range of the Sensor.



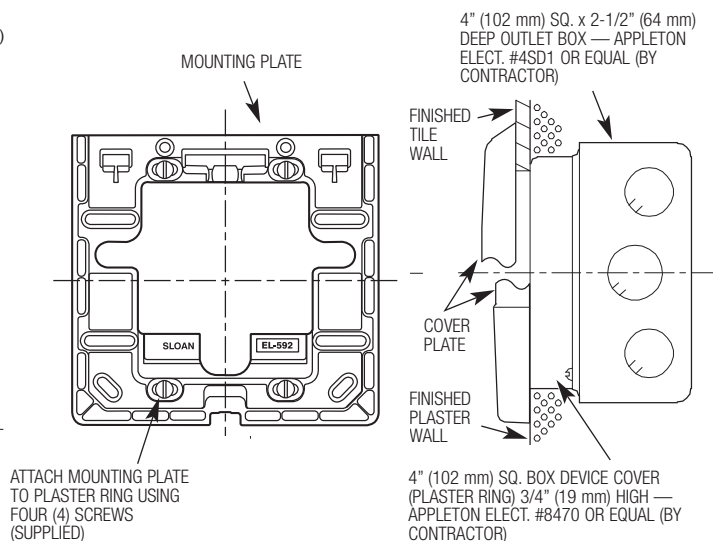
3. When the user steps away from the OPTIMA® Sensor, the circuit immediately initiates an electrical "one-time" signal that operates the Solenoid. This initiates the flushing cycle to flush the fixture. The Circuit then automatically resets and is ready for the next user.



## ROUGH-IN



## ELECTRICAL BOX INSTALLATION



**SLOAN VALVE COMPANY • 10500 SEYMOUR AVENUE • FRANKLIN PARK, IL 60131**

Phone: 1-800-982-5839 or 1-847-671-4300 • Fax: 1-800-447-8329 or 1-847-671-4380 • www.sloanvalve.com