



SLOAN®

American Recovery and
Reinvestment Act and
the Buy American Act
Product Compliant List

December 2011



Sloan can proudly state that most of its plumbing products and systems are American made and thus comply with the Buy American Act and the American Recovery and Reinvestment Act.

The American Recovery and Reinvestment Act (ARRA), which President Obama signed into effect in February 2009, is intended to create and save jobs, jumpstart the U.S. economy and build the foundation for long-term economic growth.

Buy American provisions are incorporated within ARRA. The BAA section of ARRA basically states: For contracts valued at \$7,443,000 or more, every item that a construction contractor brings to the construction site to incorporate into the final building must either be manufactured or substantially transformed in the U.S. or one of the Recovery Act designated countries. This includes the variety of plumbing products offered by Sloan.


The Buy American Act (BAA) requires that all the supplies and materials, including construction materials, purchased for the U.S. government using U.S. government money, be manufactured in the U.S. Besides select exceptions, the BAA includes all projects funded using U.S. government money. In other words: If you are being paid for products in part through money that came from the U.S. government, the BAA applies to you.

For a product to qualify under BAA, the product must be: (1) manufactured in the U.S., and (2) at least 50% of the cost of all its components must be from domestic sources. Unless the product complies with the two requirements above, the U.S. government cannot purchase the product; however, there are a few exceptions.


NAFTA and other U.S. free trade agreements that fall under the Trade Agreements Act (TAA) override BAA. According to the TAA, the government can purchase supplies that have been substantially transformed in certain countries, as well as items that are either manufactured or substantially transformed in the U.S.

To help you more fully understand the specifics around product compliance guidelines associated with the American Recovery and Reinvestment Act and the Buy American Act, Sloan has developed a separate Overview document. This document is available in hard copy or on our website at www.sloanvalve.com

Sloan is fully committed to supporting the country through the BAA and the ARRA, and we stand behind these initiatives with our many U.S.-manufactured products. With 94% of Sloan products compliant to BAA, we strive to help our customers meet their objectives of properly fulfilling the requirements of these Acts for projects that call for compliance. For more than 100 years, Sloan has produced quality, water-efficient plumbing systems in the U.S., and we are proud to enable our customers to do their part for America.



Please note that the list of products in this document contains many, but not all of Sloan's products that are BAA compliant. Please go to www.sloanvalve.com or call 1-800-9-VALVE-9 if a product in question is not included in this document.



Vitreous China with Flushometer Combination

Water Closets

WETS 2000.1001-1.28
WETS 2000.1201-1.28 SOLIS
WETS 2000.1301-1.28 ES-S
WETS 2000.1401-1.28 G2
WETS 2002.1002-1.6/1.1 WES
WETS 2002.1101-1.6/1.1 ECOS
WETS 2002.1201-1.6/1.1 SOLIS
WETS 2002.1303-1.6/1.1 ECOS HW
WETS 2003.1001-1.6
WETS 2003.1004 GEM
WETS 2003.1006-1.6 Crown
WETS 2003.1201-1.6 SOLIS
WETS 2003.1401-1.6 G2
WETS 2010.1011-1.28
WETS 2012.1002-1.6/1.1 WES
WETS 2013.1011-1.6
WETS 2020.1001-1.28
WETS 2020.1006-1.28 Crown
WETS 2020.1201-1.28 SOLIS
WETS 2020.1301-1.28 ES-S
WETS 2020.1401-1.28 G2
WETS 2022.1002-1.6/1.1 WES
WETS 2022.1101-1.6/1.1 ECOS
WETS 2022.1201-1.6/1.1 SOLIS
WETS 2022.1303-1.28 ECOS HW

WETS 2023.1001-1.6
WETS 2023.1004 GEM
WETS 2023.1006 Crown
WETS 2023.1201-1.28 SOLIS
WETS 2023.1401-1.28 G2
WETS 2030.1011-1.28
WETS 2030.1311-1.28 ES-S
WETS 2032.1002-1.6/1.1 WES
WETS 2033.1011-1.6
WETS 2050.1001-1.28
WETS 2050.1004-1.28 GEM2
WETS 2050.1006-1.28 Crown
WETS 2050.1201-1.28 SOLIS
WETS 2050.1301-1.28 ES-S
WETS 2050.1401-1.28 G2
WETS 2052.1002-1.6/1.1 WES
WETS 2052.1101-1.6/1.1 ECOS
WETS 2052.1201-1.6/1.1 SOLIS
WETS 2052.1303-1.6/1.1 ECOS™ HW
WETS 2053.1001-1.6
WETS 2053.1004-1.6 GEM2
WETS 2053.1006-1.6 Crown
WETS 2053.1201-1.6 SOLIS
WETS 2053.1401-1.6 G2



Urinals

WEUS 1000.1001-0.13
WEUS 1000.1201-0.13 SOLIS
WEUS 1000.1301-0.13 ES-S
WEUS 1000.1303-0.13 ES-S OR
WEUS 1000.1331-0.13 Sloan ES-S
WEUS 1000.1401-0.13 ECOS
WEUS 1000.1401-0.13 ECOS HW OR
WEUS 1002.1001-0.25
WEUS 1002.1201-0.25 SOLIS
WEUS 1002.1301-0.25 ES-S
WEUS 1002.1401-0.25 ECOS

WEUS 1005.1001-0.5
WEUS 1005.1201-0.5 SOLIS
WEUS 1005.1401-0.5 ECOS
WEUS 1006.1001-1.0
WEUS 1010.1011-0.13
WEUS 1010.1311-0.13 ES-S
WEUS 1012.1011-0.25
WEUS 1012.1311-0.25 ES-S



Sensor Activated Flushometers

Royal® Optima® ES-S TMO

Royal Optima 110/111 ES-S TMO
 Royal Optima 152 ES-S TMO
 Royal Optima 180 ES-S TMO
 Royal Optima 186 ES-S TMO
 Royal Optima 195 ES-S TMO

Royal® Optima® ES-S TMO SWB

Royal Optima 152 ES-S TMO SWB
 Royal Optima 195 ES-S TMO SWB

Optima® ES-S

Royal Optima 110/111 ES-S
 Royal Optima 113 ES-S
 Royal Optima 115 ES-S
 Royal Optima 116 ES-S
 Royal Optima 120 ES-S
 Royal Optima 137 ES-S
 Royal Optima 139 ES-S
 Royal Optima 140 ES-S
 Royal Optima 142 ES-S
 Royal Optima 143 ES-S
 Royal Optima 150 ES-S
 Royal Optima 152 ES-S
 Royal Optima 153 ES-S
 Royal Optima 180 ES-S
 Royal Optima 181 ES-S
 Royal Optima 186 ES-S
 Royal Optima 190 ES-S
 Royal Optima 192 ES-S
 Royal Optima 195 ES-S
 Royal Optima 197 ES-S
 Royal Optima 611 ES-S
 Sloan Optima 110/111 ES-S
 Sloan Optima 113 ES-S
 Sloan Optima 115 ES-S
 Sloan Optima 116 ES-S
 Sloan Optima 137 ES-S
 Sloan Optima 140 ES-S
 Sloan Optima 152 ES-S
 Sloan Optima 153 ES-S
 Sloan Optima 180 ES-S
 Sloan Optima 186 ES-S
 Sloan Optima 190 ES-S
 Sloan Optima 195 ES-S
 Regal Optima 110/111 ES-S XL
 Regal Optima 152 ES-S XL
 Regal Optima 153 ES-S XL
 Regal Optima 186 ES-S XL
 Regal Optima 195 ES-S XL
 Crown Optima 111 ES-S
 Crown Optima 186 ES-S

Optima® ES-S SWB

Royal Optima 140 ES-S SWB
 Royal Optima 152 ES-S SWB
 Royal Optima 153 ES-S SWB
 Royal Optima 190 ES-S SWB
 Royal Optima 192 ES-S SWB
 Royal Optima 195 ES-S SWB
 Royal Optima 197 ES-S SWB
 Royal Optima 613 ES-S SWB
 Sloan Optima 140 ES-S SWB
 Sloan Optima 152 ES-S SWB
 Sloan Optima 190 ES-S SWB
 Sloan Optima 195 ES-S SWB
 Sloan Optima 197 ES-S SWB
 Crown Optima 152 ES-S SWB
 Crown Optima 195 ES-S SWB
 Crown Optima 152 ES-S SWB
 Crown Optima 195 ES-S SWB

Royal® Optima® ES-SM

Royal Optima 150 ES-SM
 Royal Optima 152 ES-SM
 Royal Optima 194 ES-SM
 Royal Optima 195 ES-SM

Optima® SMO

Royal Optima 110/111 SMO
 Royal Optima 186 SMO
 Sloan Optima 110/111 SMO
 Sloan Optima 186 SMO
 Regal Optima 110/111 SMO XL
 Regal Optima 186 SMO XL
 Naval Optima 111 SMO
 Naval Optima 186 SMO

Optima® SMOOTH

Royal Optima 111 SMOOTH
 Royal Optima 186 SMOOTH
 Sloan Optima 111 SMOOTH
 Sloan Optima 186 SMOOTH
 Crown Optima 111 SMOOTH

Sloan® Optima Plus®

Sloan Optima Plus 8110/8111
 Sloan Optima Plus 8113
 Sloan Optima Plus 8115
 Sloan Optima Plus 8116
 Sloan Optima Plus 8180
 Sloan Optima Plus 8186

Sloan SOLIS®

SOLIS 8110/8111
 SOLIS 8113
 SOLIS 8115
 SOLIS 8116
 SOLIS 8180
 SOLIS 8186

Sloan SOLIS® SWB

SOLIS 8152 SWB
 SOLIS 8195 SWB

Sloan ECOS®

Sloan ECOS 8111
 Sloan ECOS 8113
 Sloan ECOS 8115
 Sloan ECOS 8116
 Sloan ECOS 8137
 Sloan ECOS 8186

Sloan ECOS® Hardwire

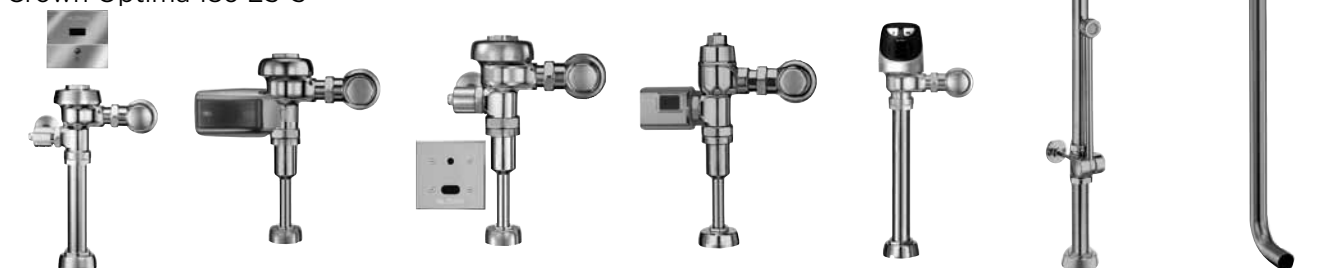
Sloan ECOS 111 HW
 Sloan ECOS 186 HW

G2 Optima Plus®

G2 Optima Plus 8110/8111
 G2 Optima Plus 8112
 G2 Optima Plus 8113
 G2 Optima Plus 8115
 G2 Optima Plus 8116
 G2 Optima Plus 8120
 G2 Optima Plus 8137
 G2 Optima Plus 8180
 G2 Optima Plus 8186
 G2 Optima Plus 8188

Bedpan Washers

G2 Optima Plus BPW 8000
 G2 Optima Plus BPW 8005
 G2 Optima Plus BPW 8150
 Royal BPW Optima 1000 ES-S
 Royal BPW Optima 1100 ES-S
 Royal BPW Optima 1150 ES-S
 Sloan ECOS BPW 8111
 Sloan ECOS BPW 8150



Retrofit Kits

Sloan ECOS® Retrofit Kits

Sloan ECOS RESS-C
Sloan ECOS RESS-U
Sloan ECOS RESS-XD-C
Sloan ECOS RESS-XD-U
Sloan ECOS RESS-XDT-C
Sloan ECOS RESS-XDT-U



Sloan® SOLIS® Retrofit Kits

Sloan SOLIS RESS-C
Sloan SOLIS RESS-U
Sloan SOLIS RESS-XD-C
Sloan SOLIS RESS-XD-U
Sloan SOLIS RESS-XDT-C
Sloan SOLIS RESS-XDT-U



G2 Optima Plus® Retrofit Kits

G2 Optima Plus RESS-C
G2 Optima Plus RESS-U
G2 Optima Plus RESS-XD-C
G2 Optima Plus RESS-XD-U
G2 Optima Plus RESS-XDT-C
G2 Optima Plus RESS-XDT-U
G2 Optima Plus RESS-Z-C
G2 Optima Plus RESS-Z-U



Electronic Flushometers

Royal® Optima® ES

Royal Optima 111 ES
Royal Optima 150 ES
Royal Optima 152 ES
Royal Optima 153 ES

Electronic Solenoid Urinal Bank Flushing Systems

Royal 813
Royal 822
Royal 833
Royal 834
Royal 842
Royal 843
Royal 844
Royal 854

Motor Operated Valve Replacement

Royal 791
Royal 792



Manual Flushometers

Royal® Flushometers

Royal 100
Royal 110/111
Royal 112
Royal 113
Royal 114
Royal 115
Royal 116
Royal 117
Royal 118
Royal 120
Royal 121
Royal 122
Royal 125
Royal 130
Royal 136
Royal 137
Royal 139
Royal 140
Royal 142
Royal 143
Royal 144
Royal 150
Royal 152
Royal 153
Royal 154
Royal 155
Royal 180
Royal 181
Royal 182
Royal 186
Royal 188-XDT
Royal 190
Royal 192
Royal 195
Royal 197

Sloan® Flushometers

Sloan 110/111
Sloan 112
Sloan 113
Sloan 114
Sloan 115
Sloan 116
Sloan 117
Sloan 120
Sloan 122
Sloan 140
Sloan 142
Sloan 143
Sloan 144
Sloan 150
Sloan 152
Sloan 154
Sloan 180
Sloan 186
Sloan 188-XD
Sloan 195

UPPERCUT Flushometers

WES 111
WES 113
WES 114
WES 115
WES 116
WES 120

Regal XL® Flushometers

Regal 110/111 XL
Regal 113 XL
Regal 115 XL
Regal 116 XL
Regal 117 XL
Regal 120 XL
Regal 122 XL
Regal 125 XL
Regal 137 XL
Regal 138 XL
Regal 180 XL
Regal 186 XL

Hydraulic Flushometers

Royal 903
Royal 910
Royal 917
Royal 920
Royal 939
Royal 940
Royal 942
Royal 943
Royal 950
Royal 952
Royal 953
Royal 955
Royal 980
Royal 986
Royal 990
Royal 992
Royal 995
Royal 997
Sloan 900
Sloan 910
Sloan 952
Sloan 950
Sloan 980
Sloan 986
Sloan 995
Regal 910 XL
Regal 940 XL
Regal 952 XL
Regal 986 XL
Crown 910

Prison Flushometers

Royal 601
Royal 603
Royal 609
Royal 611
Royal 681
Sloan 603
Sloan 650



Crown® Flushometers

Crown 110/111
Crown 115
Crown 116
Crown 120
Crown 180
Crown 186
Crown 195

Dolphin® United States Navy Flushometers

Dolphin Type I Class A
Dolphin Type I Class B
Dolphin Type II Class A
Dolphin Type II Class B

Dolphin® Flushometers

Dolphin 110/111
Dolphin 115
Dolphin 116
Dolphin 117
Dolphin 120
Dolphin 180
Dolphin 186

GEM•2® Flushometers

GEM•2 110/111
GEM•2 112
GEM•2 115
GEM•2 116
GEM•2 120
GEM•2 121
GEM•2 122
GEM•2 136
GEM•2 137
GEM•2 180
GEM•2 186
GEM•2 188-XD

Bedpan Washers

Royal BPW 1000
Royal BPW 1005
Royal BPW 1010
Royal BPW 1015
Royal BPW 1020
Royal BPW 1025
Royal BPW 1040
Royal BPW 1045
Royal BPW 1100
Royal BPW 1105
Royal BPW 1110
Royal BPW 1115
Royal BPW 1150
Royal BPW 1155
Royal BPW 9150
Sloan BPW 1000
Sloan BPW 1100
Sloan BPW 1105
Sloan BPW 1150
Sloan BPW 1155
Regal BPW 1000 XL
Regal BPW 1100 XL
Regal BPW 1150 XL
Uppercut WES BPW 1000
Uppercut WES BPW 1100
Uppercut WES BPW 1150
Dolphin BPW 1000
Royal BPW 9000
Regal BPW 9000 XL
GEM•2 BPW 1000
GEM•2 BPW 1100
GEM•2 BPW 1150

Hydraulic Prison Flushometers

Royal 9603
Royal 9609
Royal 9611
Royal 9613
Sloan 9603
Sloan 9609
Sloan 9611
Sloan 9613
Regal 9603 XL

Foot Pedals

Royal 300
Royal 310
Royal 312
Royal 313
Royal 318
Royal 320
Royal 323
Royal 343
Royal 350
Sloan 310
Sloan 320
Naval 313

Valve Body Replacements

Royal 1.6C
Royal 0.5U
Royal 1.0U

The above list of manual flushometers is just a portion of more than 2,000 manual flushometers that meet BAA.



Flushometer Parts

A-1
A-1-2AA
A-2
A-3
A-11
A-15
A-15-A
A-19-A
A-19-AC
A-19-ACL
A-19-AU
A-29
A-35-A
A-36-A
A-37-A
A-38-A
A-39-A
A-40-A
A-41-A
A-42-A
A-43-A
A-44-A
A-56-A
A-56-AA
A-71
A-72
A-151-A
A-152-A
A-156-A
A-156-AA
A-163
A-170
A-175-A
A-1013-A
A-1037-A
A-1038-A
A-1041-A
A-1045-A
A-1045-A-BX
A-1101-A
A-1102-A
A-1103-A
A-1106-A
A-1107-A
A-1108-A
AC-55-A
B-6-A
B-12-A
B-15-A
B-24
B-32
B-32-A
B-39
B-40-A
B-49
B-50-A
B-51-A
B-51A-BX
B-73-A
B-76-A
C-9-A



C-34
C-64-A
C-70-A
CN-15
CN-57
CN-74-A
CN-86-A
CN-105
CN-123-AC
CN-123-AU
CN-160
CN-1000-A
CN-1002-A
CN-1003-A
CN-1006-A
CN-1009-A
CR-60-AU
DO-4
DO-7
DO-10
DO-14
DO-16
DO-17
DO-19-A
DO-32
DO-90-AA
DO-90-AAGNC
DO-1000-A
DP-1
DP-2-A
DP-4-A
DP-6-A
DV-1
DV-12
DV-13
DV-27
DV-29
DV-32-A
DV-33-A
DV-34-A
DV-36-A
DV-100
DV-100-R
DV-105
DV-105-R
DV-110
DV-120
DV-135
DV-1003
F-1
F-2-A
F-2-AA
F-2-AT
F-5-A
F-5-AT
F-5-AU
F-15-A
F-21
F-25-A
F-54-A
F-56-A



F-89-A
F-100
F-110
G-14-A
G-21
G-67
G-77-4
G-95
G-106
G-1005-A
G-1007-A
G-1009-A
G-1016-A
H-5-G
H-37
H-38
H-39
H-39-AWH
H-39-ASD
H-41
H-42
H-46
H-47
H-48-A
H-50-A
H-51
H-153
H-382-A
H-439
H-439-ASD
H-439-AU
H-442
H-482-A
H-482-AA
H-484-A
H-534-AS
H-536-AC
H-536-AS
H-541-AA
H-543-AA
H-543-ASD
H-549
H-551
H-551-A
H-551-D
H-551-E
H-552
H-553-AC
H-558
H-569
H-573
H-574
H-575
H-576
H-582
H-585
H-603
H-604-A
H-636-AA
H-650-AG
H-700-A



H-700-AG
H-710-A
H-730-A
H-740-A
H-750-AG
H-1006-A
H-1009-A
H-1010-A
H-1011-A
HY-33-A
HY-49-A
HY-50-A-1
HY-72-A-1-84
HY-86-A
HY-100-A-1
HY-108-A
HY-109-A
HY-111-A
J-2
J-18
J-212-A
K-60-A
M-1317
NB-32-A
NCR-15081
R-1001-A
R-1002-A
R-1003-A
R-1004-A
R-1005-A
S-14-A
S-14-AA
S-15-A
S-57
S-185
SH-37
SH-1009-A
V-101
V-500-A
V-500-AA
V-551
V-551-A
V-552
V-600-AA
V-651-A
V-651-A-BX
VBF-72-A1
WB-1-A
WES-24-A
WES-212-A
WES-213-A



This page displays our most popular parts, however Sloan offers a total of 2,256 parts that meet BAA.

Faucets

EBF-655
EFX-350.010.0000
EFX-350.012.0000
EFX-350.110.0000
EFX-380.010.0000
EFX-380.012.0000
EFX-650.010.0000
EFX-650.012.0000
EFX-650.110.0000
EFX-650.210.0000
EFX-680.010.0000
ETF-600-LT
ETF-700-LT



Showerheads

Act-O-Matic

AC-11
AC-51



Act-O-Matic Institutional Style

AC-450
AC-460



Hand Dryers

Surface Mounted

EHD-301
EHD-302
EHD-304
EHD-401
EHD-402
EHD-404



Recessed Mounted

EHD-351
EHD-352
EHD-354
EHD-451
EHD-452
EHD-454

XLERATOR®

EHD-501

Lavatories

SloanStone

Electronic Lavatory System Series

SloanStone ELS-40000 Series

- SloanStone ELS-41000
- SloanStone ELS-41080
- SloanStone ELS-41150
- SloanStone ELS-41187
- SloanStone ELS-41280
- SloanStone ELS-41600
- SloanStone ELS-41650
- SloanStone ELS-42080
- SloanStone ELS-42085
- SloanStone ELS-42150
- SloanStone ELS-42280
- SloanStone ELS-42600
- SloanStone ELS-43085
- SloanStone ELS-43150
- SloanStone ELS-43280
- SloanStone ELS-43600



Electronic Lavatory Countertop Series

SloanStone ELC-40000 Series

- SloanStone ELC-41080
- SloanStone ELC-41275
- SloanStone ELC-41650
- SloanStone ELC-42085
- SloanStone ELC-42187
- SloanStone ELC-42280
- SloanStone ELC-42600
- SloanStone ELC-42615
- SloanStone ELC-42650
- SloanStone ELC-43085
- SloanStone ELC-43100
- SloanStone ELC-43600
- SloanStone ELC-43610
- SloanStone ELC-43615
- SloanStone ELC-43650
- SloanStone ELC-44000
- SloanStone ELC-44600
- SloanStone ELC-44615



SloanStone ELS-70000 Series†

- SloanStone ELS-72000†
- SloanStone ELS-72080†
- SloanStone ELS-72085†
- SloanStone ELS-72650†
- SloanStone ELS-72100†
- SloanStone ELS-72187†
- SloanStone ELS-72275†
- SloanStone ELS-72600†
- SloanStone ELS-73000†
- SloanStone ELS-73080†
- SloanStone ELS-73085†
- SloanStone ELS-73150†
- SloanStone ELS-73210†
- SloanStone ELS-73230†
- SloanStone ELS-73275†
- SloanStone ELS-73320†
- SloanStone ELS-73600†
- SloanStone ELS-73610†
- SloanStone ELS-73650†



SloanStone ELC-80000 Series

- SloanStone ELC-81275
- SloanStone ELC-81085
- SloanStone ELC-82085
- SloanStone ELC-82275
- SloanStone ELC-83275
- SloanStone ELC-83615



Electronic Washstation Series

- SloanStone EW-42000
- SloanStone EW-43000
- SloanStone EW-62000†
- SloanStone EW-62050†
- SloanStone EW-63000†
- SloanStone EW-63050†
- SloanStone EW-72000†
- SloanStone EW-73000†



Electronic Wash Fountain Series

- SloanStone EWF-42000
- SloanStone EWF-43000
- SloanStone EWF-44000



Hand Washing Sinks

- EHS-1080
- EHS-1600
- EHS-1700
- EHS-1750
- EHS-1770

Scrub Sinks

- ESS-2100
- ESS-2200
- ESS-2300
- ESS-3100
- ESS-3200
- ESS-3300



† These products comply with the Trade Agreements Act. See the Overview Document for details.

Programmed Water Technologies (PWT)

EL-3-AALC-MOD
 EL-390-A-180
 MCR-29-A
 MCR-34
 MCR-41-A
 MCR-60-A
 MCR-86
 MCR-101-A
 MCR-102-A
 MCR-103-A
 MCR-104-A
 MCR-115-A
 MCR-140-A
 MCR-176
 MCR-183
 MCR-183-A
 MCR-184-A
 MCR-197-A-1.6-MOD64
 MCR-198-A-3.5-MOD64
 MCR-205-A
 MCR-208
 MCR-209
 MCR-210
 MCR-215
 MCR-216
 MCR-217
 MCR-218
 MCR-223
 MCR-224
 MCR-225
 MCR-231-D
 MCR-235
 MCR-236
 MCR-243-A
 MCR-250-A
 MCR-260



MCR-268-A-3.5-MOD
 MCR-270-1.6-MOD64
 MCR-270-1.6-MODAG64
 MCR-271-3.5-MOD64
 MCR-271-3.5-MODAG64
 MCR-272-1.6-MOD
 MCR-272-1.6-MODAG
 MCR-273-3.5-MOD
 MCR-273-3.5-MODAG
 MCR-274-2.4-MOD64
 MCR-275-2.4-MOD
 MCR-275-2.4-MODAG
 MCR-1001-A
 MCR-4001-A
 MCR-4002-A
 MCR-4003-A
 MCR-4004-A
 MCR-4004-CA
 MCR-4004-NY
 MCR-4004-MPS
 MCR-8002-A
 PWT Network Manager Computer
 PWT Network Manager Software
 Royal 150 ESM
 Royal 152 ESM
 Royal 195 ESM
 Royal 601 ESM
 Royal 603 ESM
 Regal 603 ESM



The information contained in this document is only listed as the base product. Please consult with your Sloan Representative, visit our website, or call 1-800-9-VALVE-9 for a complete list of Sloan products with and without variations that are Buy American Act Compliant.



SLOAN

SLOAN®

10500 Seymour Avenue
Franklin Park, IL 60131
Phone: 1-800-9-VALVE-9
Fax: 1-847-671-4380
www.sloanvalve.com

© 2011 Sloan Valve Company
Rev. 2 (12/11)